

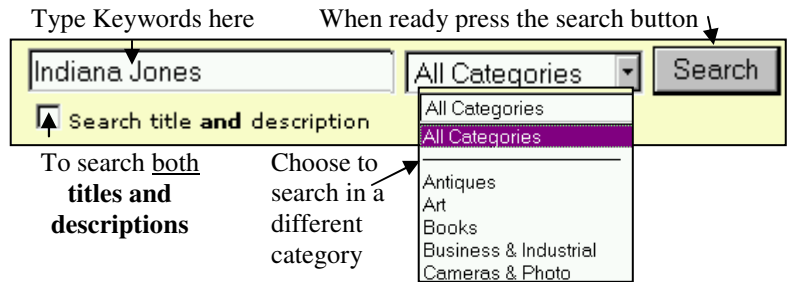
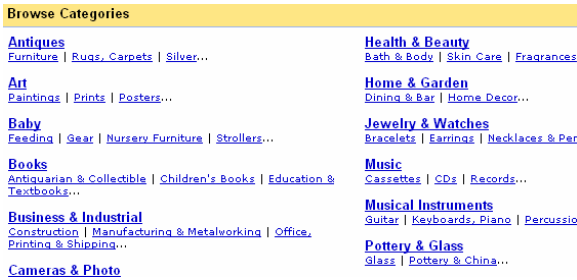
Toolbar (always on top)



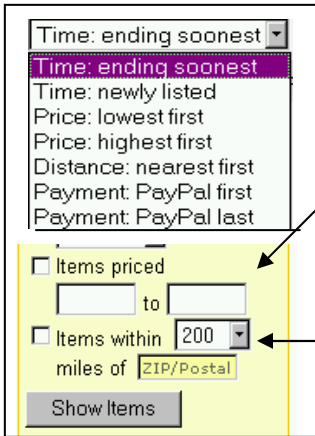
Finding an Item

Browsing - Look through general categories of items and browse until you find what you're interested in.

Searching - If you know exactly what you want, type a few keywords into the search box and look through a list of relevant items.



Sometimes the searches are overwhelming so you should filter the results



Use to see only items priced in a range
Find items in a specific location

Search Tips

Try different search words, many different words can describe an item. Think about the words a seller might use to describe the item you're looking for.

Try different combinations; use two or three words at a time to get a variety of results.

Use specific words instead of general ones

For a closer match, specify a date, color, or brand

Search titles and descriptions to get more matches,

Add or remove the letter "s" for more results, you'll get two sets of results

Do not use "and, or, the" in the search and don't use extra punctuation

Extra help for searching

Type of search	Command	Example
Words in a certain order	Use quotations	"Gone With the Wind"
Items that don't contain a certain word	Use minus sign	bib overalls -baby
Items that don't contain several words	Use minus sign and parentheses	Wedgwood -(black, green, purple)
one word or another is present	Use parentheses and comma	(Wedgwood, Lenox)
items that contain words starting with a particular letters	Use Asterisk	chin* or 196*
items containing a particular word in addition to search command	Use Plus sign	(Wedgwood, Lenox) +cup
Stopping expanded searches	Use quotations	"book"

Bidding

Ready to bid?

Original RAIDERS OF THE LOST ARK Indiana Jones 8ft WHIP

Starting bid: US \$40,000.00

Your maximum bid: US \$ (Enter US \$40,000.00 or more)

You will confirm in the next step.

Current bid or starting price that shows what the price of the item is up to. →

Put in your maximum bid. Not a penny more or less. →

Minium amount of bid that you can put in. This is depending on the price. →

Process or go ahead with the bid

Major Steps to bid safely

1. Check feedback. Look for their feedback score and what percentage of their score is positive.
2. Do not bid on the item until you are satisfied with the answer you have received from the seller.
3. Never bid on listings where the seller only accepts cash.

Before you buy check the feedback

Find out more about the seller before you buy

Seller information

Name of the seller → [earthhunt](#) (3005 ★) [me](#)

Feedback Score → **Feedback Score: 3005**
Positive Feedback: 99.9%
Member since Aug-20-98 in United States

See what others have to say → [Read feedback comments](#)

Want to know something, ask → [Add to Favorite Sellers](#)
[Ask seller a question](#)



Timeline of a purchase



Time to buy?

When deciding on an item

Read the description carefully, and look at the pictures the seller has included.

Use the 'Ask Seller a Question' link if something is not answered in the description

Review the seller's feedback.

Place a Bid on the item or Buy It Now.

Either pay using the checkout instructions or wait until you receive an e-mail

Check the seller's listing or email invoice to know what the preferred payment method is and where you should send your payment.

My eBay

Don't forget about the button My eBay. It is your personal review of everything you do on eBay.

- Summarizes all bidding and watching
- Shows alerts and emails, notices
- Holds all account information
- Stores all reminders