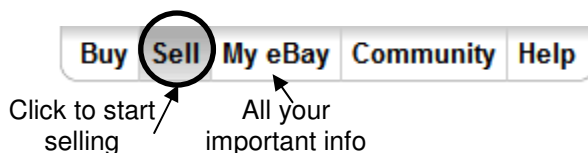


eBay 2: Selling

www.provlib.org → Classes and Events → Technology & Computer Classes

Toolbar (always on top)



Selling (from eBay help)

Decide what to sell

You can sell almost anything on eBay. To get started, consider selling something in your home or business that you no longer want or need. *Chances are that someone is looking for it on eBay.*

Prepare to sell

Before creating your listing, you'll want to **gather information** about your item and **take pictures**. Buyers love to see what an item looks like before they bid or buy.

List your item

It takes minutes to list an item for sale on eBay. Explore the new and improved Sell Your Item form.

Complete the sale

Use **My eBay** to track your listing during the sale. Once your item has sold and you've received payment, promptly ship the item to your buyer.

Fees

Insertion fee is based on the starting price

Opening Value	Insertion Fee
\$0.01 - \$0.99	\$0.15
\$1.00 - \$9.99	\$0.35
\$10.00 - \$24.99	\$0.55
\$25.00 - \$49.99	\$1.00
\$50.00 - \$199.99	\$2.00
\$200.00 - \$499.99	\$3.00
\$500.00 or more	\$4.00

Final Value Fee table

Percent charged	High bid at the auction close
8.75 %	up to \$25 (\$1.31)
3.50 %	from \$25.01 up to \$1,000
1.50 %	greater than \$1,000.01

Reserve Price fees

Reserve Price	Fee
\$0.01 - \$199.99	\$2.00
\$200.00 and up	1% of RP

Buy it now price

BIN Price	Fee
\$0.01 - 9.99	\$0.05
\$10 - 24.99	\$0.10
\$25 - 49.99	\$0.20
\$50+	\$0.25

1

To sell

Choose a category

Search for the item and select from a list

Or

Browse through all the categories

2

Describe your item in 55 characters or less. Be clear, complete, and descriptive.

Describe your item

Title

Star wars action figure Greedo Starwars war

Subtitle (\$0.50)

best you have ever seen

You may want to add common misspellings

Add another title for extra charge

3

Pictures (First picture is free. Each additional picture is \$0.15.)

Add photos

Auctions always sell better with pictures

The better the pictures the more likely it is to attract bidders.

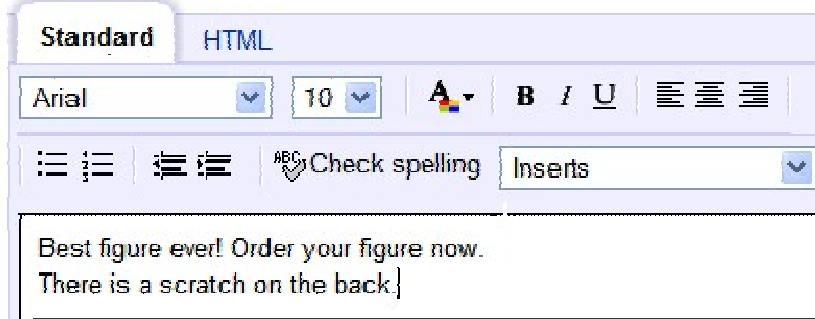
Avoid

- Busy backgrounds
- Reflective flash
- Unrepresentative color
- Excessive nonauction objects in pictures

4

Describe your item in every detail. Be as honest as you can. It is easier to have a person not buy than to deal with an angry seller. Be creative, telling the history of your item or listing uses for it.

Description * ?



Standard HTML

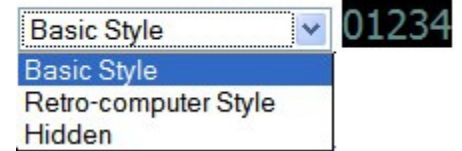
Arial 10 A B I U

Check spelling Inserts

Best figure ever! Order your figure now.
There is a scratch on the back.

Decide on the type of counter to keep track of visitors

Visitor counter



Basic Style 01234

Basic Style
Retro-computer Style
Hidden

Hidden only show you the info when you are logged in

5 *Be very careful what you choose here. Each one you uncheck removes potential customers*

Payment methods you accept

PayPal (fee varies)

Accept credit card and bank payments online.



Fill in how you want to receive payment

Choose where you would ship to

Email address for receiving payment

bill@gamesavor.com

Require immediate payment when buyer uses Buy It Now

Additional payment methods

Money order / Cashier's check

Additional ship to locations - buyers contact for costs

Will ship worldwide

- | | | |
|--|---|------------------------------------|
| <input type="checkbox"/> N. and S. America | <input type="checkbox"/> Europe | <input type="checkbox"/> Asia |
| <input type="checkbox"/> Canada | <input type="checkbox"/> United Kingdom | <input type="checkbox"/> Australia |
| <input type="checkbox"/> Mexico | <input type="checkbox"/> Germany | <input type="checkbox"/> Japan |

Finally...

What is "My eBay"?

My eBay manages your all your account activities with different tabbed pages.

Sign in first and explore.

Bidding tab: Track your bids and purchases

Watching tab: Great for research of potential products

Selling tab: Keep track of your listings, sales, and unsold items.

Accounts tab: all your eBay-related accounts in one place.

Feedback tab: a catalog of feedback you've received and a list of feedback you need to leave.

Preferences tab: Choose how you want it to look.

EBay Checklist

1. Choose a category that fits your item
2. Describe the item using Keywords
3. Add a Picture and store it online with eBay
4. Fill in invoice information and methods
5. Review, edit, submit



My eBay Views

My Summary

All Buying

- Watching
- Bidding
- Won (4)
- Didn't Win (2)

All Selling

- Scheduled
- Selling
- Sold
- Unsold

Prices as of August 21, 2007